


















Play Equipment Options

Woodlands Highway North Solihull Regeneration



-  Bitumac paving
-  Block paving
-  Resin bound paving
- Street furniture**
-  **Concrete bench** :
Supplier: Townscape or equal and approved,
Range: Principles,
Dimensions: 2250mm(w), 750mm(d), 450mm(h)
-  **Litter bins (every 25m)**
Supplier: Marshalls or equal and approved,
Range: Sineu Graff Classic
-  Public art
-  **Timber bollards**
Supplier: Townscape or equal and approved
Range: Greenwich
Dimensions: 145mm (w), 145mm (d),
950mm (high above ground)
-  1.2m high perimeter fence
with gates
-  Existing trees to be retained
(Refer to comments on Arboricultural Report
on trees at Windward Way, North Solihull.
Prepared by T Mousley & Sons.
Date: June 2006)
-  Proposed tree in planting
-  Existing hedgerow to be
managed and retained.
(Refer to comments on Arboricultural Report
on trees at Windward Way, North Solihull.
Prepared by T Mousley & Sons.
Date: June 2006)
-  Amenity shrubs / Garden
-  Mown grass path follows
existing desire line.
-  Mown amenity grass
-  Informal meadow
-  Seasonal bulb planting
-  Easement

Woodlands Green

Woodlands Highway North Solihull Regeneration

accommodation schedule

House Type	Beds	Quantity	Plots
AD	2	8	6, 7, 8, 9, 10, 11, 12 & 13
ADv	2	2	4 & 5
M	3	7	1, 2, 30, 31, 32, 33 & 34
G	3	1	3
Z	2	4	16, 17, 18, 19, 20, 21, 22, 23, 24, 25, 26 & 27
V	2	12	14, 15, 28 & 29
Total		34	



site plan

Woodlands Highway North Solihull Regeneration